Board of Directors Meeting of the
Central Midlands Council of Governments
Thursday, February 23, 2017 ♦ 12:00 p.m. ♦ CMCOG Conference Room
Overall Agenda

ACTION

A. Call to Order and Introductions

1. Determination of Quorum
2. Approve Order and Contents of the Overall Agenda — **Group**
3. Introduction of Guests — **Gregory Sprouse**
4. Invocation
5. Recognition of Outgoing Board Members
   - Clabie Edmunds, Lexington County
   - Johnny Jeffcoat, Lexington County Council
6. Introduction of New Board Members
   - Erin Long Bergeson, Lexington County Council
   - Micah Caskey, House District 89

B. Consent Agenda

1. Approval of the December 8, 2016 Board Meeting Minutes ***(Enclosure 1)***
2. CMCOG Authorization of Section 5307 Funds to CMRTA ***(Enclosure 2)***
3. Quarterly Financial Statement ***(Enclosure 3)***
4. Revised –Financial and Compliance Report for FY 2016 ***(Enclosure 4)***
5. 2016 – 2022 TIP Amendment – FTA Program Allocations ***(Enclosure 5)***

C. Regular Agenda

1. Stronger Economies Together ***Enclosure 6)*** — **Gregory Sprouse**
2. Update on Military Joint Installation Planning ***(Enclosure 7)*** — **Gregory Sprouse**

INFORMATION

D. Announcements / Committee or Staff Reports / Correspondences

1. Executive Director's Report ***(Enclosure 8)*** — **Ben Mauldin**
2. SCDOT Programmed Project Viewer ***(Enclosure 9)*** — **Elizabeth Thebo**
3. Palmetto Clean Fuels ***(Enclosure 10)*** — **Maeve Mason & Landon Masters**
4. 2016 Regional Competitiveness Report ***(Enclosure 11)*** — **Ben Mauldin**
5. CDBG 2017 Community Infrastructure Spring Round Availability ***(Enclosure 12)*** — **Cyndi Gawronski**
6. Regional Roundup — **Roger Gaddy**

E. Old/New Business

F. Other Business

G. Adjourn

REMINDER: The next CMCOG Board of Directors Meeting will be held on Thursday, March 23, 2017 in the COG Conference Room

Note: Full Agenda packets can be found on the CMCOG website at www.cmcog.org.

ENCLOSURE 1

Board of Directors Meeting of the
Central Midlands Council of Governments
Thursday, December 8 2016 ♦ 12:00 p.m. ♦ CMCOG Conference Room

---

BOARD MEMBERS PRESENT:
Vina Abrams, Newberry County
Dennis Arledge, Kershaw County
Melissa Atkins, Lexington County
Connie Breeden, Richland County
Larry Brigham, Lexington County Council
John Carrigg, Lexington County
Alfred Comfort, Richland County
Kathy Condom, Irmo Town Council
Ellen Cooper, City of Columbia
Kendall Corley, Richland County
Todd Cullum, Lexington County Council
Sam Davis, Columbia City Council
Smokey Davis, Lexington County
Clabie Edmond, Lexington County
Shawn Epps, City of Columbia
Dr. Roger Gaddy, Chairman, Winnsboro Town Mayor
Malcolm Gordge, Blythewood Town Council
Zebbie Goudelock, Newberry City Council
Tameika Isaac-Devine, Columbia City Council
William Leidinger, City of Columbia
Steve MacDougall, Mayor of Lexington
Earl McLeod, Lexington County
Walt McLeod, Newberry Co. Legislative Delegation
Joe Mergo, Lexington County
Elise Partin, Cayce City Mayor
Debbie Summers, Lexington County Council
Bill Waldrop, Newberry County Council
Mark Williams, City of Forest Acres

ADVISORY MEMBERS PRESENT:
Barbara Smith-Carey, Mayor of Pelion
Skip Wilson, Mayor of Chapin

GUESTS PRESENT:
Tevia D. Brown, S.C. Department of Transportation
Chris Clauson, Town of Chapin
Ben Connell, Kershaw County Council
Jim Frierson, S.C. Department of Transportation
Tim Monahan, Derrick, Stubbs, & Stith, L.L.P.
Yolanda Morris, Federal Highway Administration
Robert I. Pratt, Richland County Penny Tax
Bob Schneider, The Comet
Jeff Stilwell, Town of Springdale
Stephen Tosco, S.C. Department of Transportation

STAFF MEMBERS PRESENT:
Felicia Anderson, HR /Operations Manager
Roland Bart, Chief Transportation Planner
Eartha Burrell, Community Development Planner
Cindy Curtis, Director of the Area Agency on Aging/ADRC
Guillermo Espinosa, Senior Planner
Jessica Foster, Accounting Clerk
Cyndi Gawronski, Community Development Manager
Myra Hamilton, Accountant
Anna Harmon, Director of the Long-Term Care Ombudsman Program
Jason Kent, GIS Manager
Ben Mauldin, Executive Director
Malia Ropel, Finance Director
Andy Simmons, Information Services Manager
Reginald Simmons, Deputy Executive Director/Transportation Director
Gregory Sprouse, Director of Research, Planning and Development

A. CALL TO ORDER

The meeting was called to order at 12:04 p.m. on December 8, 2016 by Chairman Roger Gaddy.

A1. Determination of Quorum

Chairman Gaddy acknowledged the presence of a quorum.

A2. Approve Order and Contents of the Overall Agenda

MOTION, *approved*
Smokey Davis moved, seconded by Vina Abrams, to approve the order and contents of the overall agenda. The motion was approved unanimously.

A3. Introduction of Guests

Gregory Sprouse introduced the guests at today's meeting. They are listed on the first page.

A4. Invocation

Chairman Gaddy gave the invocation.

A5. Recognition of Outgoing Board Members

Rep. Walton McLeod was presented with a resolution recognizing his 40 years of service to the CMCOG Board of Directors.

Other outgoing board members include Richland County Councilperson, Julie Ann Dixon, Lexington County Councilperson, Johnny Jeffcoat and Lexington County Citizen Appointee, Wilbur Lee Jeffcoat.

A6. Introduction of New Board Members

Chairman Gaddy introduced Melissa Atkins who is representing Lexington County on the CMCOG Board of Directors.

Dennis Arledge introduced newly elected Kershaw County Councilman, Ben Connell.

B. CONSENT AGENDA

1. Approval of the October 27, 2016 Board Meeting Minutes, ***approved***
2. 2016 – 2022 TIP Amendment – Intersection Improvement Projects, **To adopt the Intersection Improvement Projects for the 2016-2022 TIP, *approved***
3. 2016 – 2022 TIP Amendment – Signal System Improvement Projects, **To adopt the Signal System Improvement Projects for the 2016-2022 TIP, *approved***
4. 2016 – 2022 TIP Amendment – FTA Programs and Appointments, **To add the fiscal years 2015 and 2016 federal funding apportionments to the 2016-2022 TIP, *approved***

MOTION, *approved*
Walt McLeod moved, seconded by Zebbie Goudelock, to approve the consent agenda. The motion was approved unanimously.

C. REGULAR AGENDA

C1. Briefing on Financial and Compliance Report for FY 2016

Malia Ropel introduced the CMCOG finance department staff and Timothy Monahan of Derrick, Stubbs & Stith, L.L.P. Mr. Monahan discussed the *Report to the Board of Directors* and *Financial and Compliance Report* for the period ending June 30, 2016. He highlighted various sections from each report. He stated that no findings or exceptions were noted and CMCOG complied with all federal programs.

Mr. Monahan explained that a discussion took place at the preceding Executive Committee meeting regarding a section in the *Report to the Board of Directors*. The section stated, "We have separately communicated the significant deficiencies and material weaknesses identifies [sic] during our audit of the financial statements, and this communication is part of the Single Audit section in the June 30, 2016, Financial and Compliance report". This section will be amended and presented again at the next meeting to clarify that no significant deficiencies or material weaknesses were identified during the audit of the financial statements.

C2. Community Economic Development Strategy – 2016 Projects

Gregory Sprouse provided an update of the Comprehensive Economic Development Strategy (CEDS) for the Central Midlands Region. He stated that the CEDS is a regional planning process focusing on economic development. The CEDS process results in a five-year strategic plan for regional economic development that is updated annually. Mr. Sprouse discussed the key components of the document. A brief discussion took place.

MOTION, *approved*
Bill Waldrop, seconded by Smokey Davis, moved to approve the 2016 annual update of the Comprehensive Economic Development Strategy, as presented. The motion was approved unanimously.

C3. Public Participation Plan Amendment – Social Media Activities

Reginald Simmons presented a request for the approval to amend the CMCOG/COATS MPO Public Participation Plan (PPP) to include social media activities such as Facebook, Twitter, LinkedIn, and YouTube. Staff is currently in the planning stages of updating the overall PPP. Mr. Simmons listed the proposed PPP activities. A brief discussion took place.

MOTION, *approved*
Elise Partin, seconded by Smokey Davis, moved to approve the amendment of the CMCOG/COATS MPO Public Participation Plan to include social media activities such as Facebook, Twitter, LinkedIn, and YouTube, as presented. The motion was approved unanimously.

C4. Resolution to Apply for Federal and State Grants

Mr. Simmons presented a request for the approval of resolution authorizing the filing of grant applications with the U.S. Department of Transportation and the S.C. Department of Transportation and the execution of grant agreements that may result from the CMCOG grant applications. He explained that CMCOG uses these grants to assist in the development of transportation grants, studies, projects, and the payment of salaries. Projects, plans, and studies are developed to meet all federal and state requirements, which include Title VI requirements and DBE participation.

MOTION, *approved*
Smokey Davis moved to approve the resolution authorizing the filing of grant applications with the U.S. Department of Transportation and the S.C. Department of Transportation and the execution of grant agreements that may result from the CMCOG grant applications, as presented. The motion was seconded and approved unanimously.

C5. CMCOG Authorization of Section 5307 Funds to CMRTA

Mr. Simmons presented a request for the approval to transfer the entire amount of FY 2015 FTA Section 5307 funds to CMRTA. He explained that CMCOG is the designated recipient of FTA Section 5307 funds. Under MAP-21 and the FAST Act, the Section 5307 is inclusive of the Large Urban Program Funds and the Job Access and Reverse Commute Funds. Through CMCOG's Memorandum of Agreement with CMRTA, each year CMCOG determines the amount the CMRTA will receive in Section 5307 funds. Historically, CMCOG has reserved $200,000 for planning purposes, but for FY 2015, funding from previous years will be used to address planning projects. He provided additional information regarding funding. A brief discussion took place.

MOTION, *approved*
Smokey Davis moved, seconded by Todd Cullum, to approve the transfer of the entire amount of FY 2015 FTA Section 5307 funds to CMRTA, as presented. The motion was approved unanimously.

D. ANNOUNCEMENTS / COMMITTEE OR STAFF REPORTS / CORRESPONDENCES

D1. Executive Director's Report

Ben Mauldin gave the following report:

1. Mr. Mauldin thanked staff and board members for participating in the annual South Carolina Association of Regional Councils (SCARC) Conference. He also stated that Chairman Gaddy was nominated to serve as Vice-Chairperson of SCARC and will serve as the SCARC Chairperson in 2018.
2. CMCOG recently collaborated with the University of South Carolina, College of Social Work to evaluate the impact of our respite program and the clients we serve. The results of the survey were positive and demonstrated that the program is meeting our mission of preserving caregiver ability to care longer for a loved one(s) in the home by protecting caregivers from burnout.
3. Mr. Mauldin extended well wishes to the Board of Directors and member governments for a happy holiday season. He also thanked them for their continued support.

D2. CMCOG AAA/ADRC Program Update

Cindy Curtis provided an update of the Area Agency on Aging (AAA) / Aging & Disability Resource Center. Her presentation included an overview of the following program areas: Family Caregiver Support Program; I-CARE (Insurance Counseling); and Information, Referral & Assistance. She also discussed new FY 17 AAA programs, My Will Program and Senior Squares.

D3. The Comet (CMRTA) Transit Update

Dr. Bob Schneider provided an update on the Comet transit services. He discussed the agency's finances and progress in the service and infrastructure over the past few years. He also highlighted new features and changes to the transit system.

D4. Regional Roundup

This item was not presented.

E. OLD / NEW BUSINESS

No old or new business was brought forth.

F. OTHER BUSINESS

No other business was brought forth.

G. ADJOURN

There being no further business, the meeting was adjourned at approximately 1:06 p.m.

These minutes were respectfully submitted by Felicia C. Anderson

ENCLOSURE 2

January 27, 2017

Mrs. Yvette G. Taylor
Region IV Regional Administrator
Federal Transit Administration
230 Peachtree, NW
Suite 800
Atlanta, GA 30303

RE: CMCOG Authorization of Section 5307 Funds to CMRTA

Dear Mrs. Taylor:

The Central Midlands Council of Governments (CMCOG) and Central Midlands Regional Transit Authority (CMRTA) have a Memorandum of Agreement (MOA) that describes the cooperative working relationship of the two organizations. This MOA recognizes that each year most of the FTA grant dollars that are received by CMCOG as the designated recipient, will be required by CMRTA, a direct recipient, for the provision of public transit services. CMCOG will require some continuing FTA funding in order to meet our responsibilities under MAP-21and the FAST Act as a Metropolitan Planning Organization.

The CMRTA is preparing grant applications for Section 5307 funds for their maintenance, administration and capital needs. We are providing this letter to authorize the amount of formula funding that the CMRTA may apply for prior to formally submitting their grant applications. We authorize the following Section 5307 funding amount for the purpose of CMRTA's grant applications:

FY 2015 - $3,971,518 of $3,971,518

Please be advised that as identified in this Split Letter, the CMCOG, as the Designated Recipient, authorizes the assignment/allocation of Section 5307 to the Central Midlands Regional Transit Authority, herein known as the Direct Recipient. The undersigned agree to the Split Letter and the amounts allocated/assigned to each Direct Recipient. Each Direct Recipient is responsible for its application to the Federal Transit Administration to receive Section 5307 funds and assumes the responsibilities associated with any award for these funds.

We fully support CMRTA's application(s) for the amount stated above. Please feel free to contact me at 803-376-5390 if you need any additional information or if you have any questions. Thank you for your time and interest in this matter.

Sincerely,

Benjamin J. Mauldin
Executive Director

cc: Michelle Ransom
Malia Ropel
Reginald Simmons
Robert Schneider

F:\Board Meeting Info\2017 Board Meetings\FY 2015 Section 5307 Authorization Request to FTA & CMRTA.doc

ENCLOSURE 3

Central Midlands Council of Governments
Financial Statement
July 1, 2016 through December 31, 2016

	Approved Budget	Y-T-D	Percent of Budget
Revenue			
Local Revenue			
Member Governments	545,302	272,651.00	50.00%
State Aid	70,407	35,203.50	50.00%
Interest Income	25	53.03	0.00%
Sale of Data & Publications	0	193.80	0.00%
WorkKeys	45,000	11,970.50	26.60%
208 Conformance Reviews	10,000	8,175.00	81.75%
SCAPA Training Revenue	2,000	500.00	25.00%
Enviromental COCs	500	2,375.00	475.00%
Local Revenue-Aging	0	260.28	0.00%
In-Kind-Aging	0	3,970.29	0.00%
Local Revenue-Other	0	22,868.00	0.00%
Fringe Recovery	957,915	542,205.96	56.60%
Indirect Cost Recovery	396,708	182,368.41	45.97%
Total Local Revenue	2,027,857	1,082,794.77	53.40%
Regional Programs			
Aging Planning & Administration	579,828	245,197.00	42.29%
Ombudsman Program	256,371	134,379.64	52.42%
Midlands Workforce Development Board	1,293,303	1,569,798.42	121.38%
Transportation	1,270,052	502,947.06	39.60%
EPA 208 Planning	13,500	7,961.44	58.97%
Joint Land Use Planning	135,000	10,855.71	8.04%
Hazard Mitigation	34,125	29,183.74	0.00%
Economic Development Administration	57,400	31,430.00	54.76%
Economic Development Administration (TA)	18,000	25,158.00	139.77%
Comm Development Block Grant-Planning	50,000	21,300.00	42.60%
Total Regional Programs	3,707,579	2,578,211.01	69.54%
Community Development Block Grant Admin	140,500	38,363.00	27.30%
Local Technical Assistance Contracts	45,885	14,507.94	31.62%
Transfer From Other Program Areas-Matching, Other	462,545	147,973.11	31.99%
Total Operating Revenue	6,384,366	3,861,849.83	60.49%
Contracted Services Revenue			
Aging	3,365,062	1,361,920.84	40.47%
MWDB Contractors	2,850,026	699,084.75	24.53%
Total Contracted Services Revenue	6,215,088	2,061,005.59	33.16%
Total Revenue	12,599,454	5,922,855.42	47.01%
Expenses			
Personnel Costs	2,920,024	1,755,258.14	60.11%
Fringe & Indirect Cost Allocation	1,354,623	724,574.37	53.49%
Operations and Maintenance	589,653	348,744.89	59.14%
Employee Development & Training	44,155	15,453.11	35.00%
In-Kind Expense	0	3,970.29	0.00%
Travel & Transportation	88,907	33,095.52	37.22%
Consultants & Contracts	679,464	95,136.82	14.00%
Local Government Training	400	(59.93)	-14.98%
Capital Outlays	17,276	0.00	0.00%
CMRTA-Mobility Manager, Travel Trainer, Hot to Ride	183,736	516,777.66	281.26%
Midlands Housing Alliance	15,897	0.00	0.00%
Midlands Ride Share	12,000	0.00	0.00%
FTA	0	202,076.00	0.00%
Transfer To Other Program Areas-Matching, Other	462,545	147,973.11	31.99%
Total Operating Expenses	6,368,680	3,842,999.98	60.34%
Contracted Services Expenses			
Aging	3,380,747	1,361,920.84	40.28%
Midlands Workforce Development Board (WIA)	2,850,026	699,084.75	24.53%
Total Contracted Services Expenses	6,230,773	2,061,005.59	33.08%
Total Expenses	12,599,453	5,904,005.57	46.86%
Revenue Over/(Under) Expenses	1	18,849.85	

ENCLOSURE 4

Date:	February 17, 2017
To:	CMCOG Board of Directors
From:	Ben Mauldin, Executive Director
Subject:	Revised Financial and Compliance Report for FY 2016

REQUESTED ACTION

The Central Midlands Council of Governments' staff requests approval of the revised Financial and Compliance Report for the fiscal year ending June 30, 2016.

At last December's board meeting, Mr. Tim Monahan of Derrick, Stubbs, & Stith, L.L.P. presented the financial and compliance report for the fiscal year ending June 30, 2016.

A discussion took place regarding a statement in the report to the board of directors. Attached is the revised report for your review.

The change was made on page 2 of the report.

PREVIOUS STATEMENT

Letter Communicating Significant Deficiencies and Material Weaknesses

We have separately communicated the significant deficiencies and material weaknesses identifies during our audit of the financial statements, and this communication is part of the Single Audit section in the June 30, 2016, Financial and Compliance report.

UDPATED STATEMENT

Letter Communicating Significant Deficiencies and Material Weaknesses

We have separately communicated that we identified no significant deficiencies or material weaknesses during our audit of the financial statements. This communication is part of the Single Audit section in the June 30, 2016, Financial and Compliance report.

Central Midlands Council of Governments

Report to the Board of Directors

June 30, 2016

DERRICK STUBBS
ACCOUNTING · AUDITING · TAXATION · CONSULTING

POST OFFICE BOX 36 | COLUMBIA, SC 29202-0036
508 HAMPTON ST, 1ST FLR | COLUMBIA, SC 29201

MAIN 803 799.5810 TOLL FREE 866 799.5810
FAX 803 799.5554

DSSCPA.COM

To the Board of Directors
Central Midlands Council of Governments
Columbia, South Carolina

We are pleased to present this report related to our audit of the financial statements of Central Midlands Council of Governments (Council) for the year ended June 30, 2016. This report summarizes certain matters required by professional standards to be communicated to you in your oversight responsibility for Central Midlands Council of Governments' financial reporting process.

This report is intended solely for the information and use of the Board of Directors and management and is not intended to be and should not be used by anyone other than these specified parties. It will be our pleasure to respond to any questions you have regarding this report. We appreciate the opportunity to continue to be of service to Central Midlands Council of Governments.

Derrick, Stubbs & Stith, LLP

November 16, 2016

Contents

Required Communications

Generally accepted auditing standards (AU-C 260, *The Auditor's Communication With Those Charged With Governance*) require the auditor to promote effective two-way communication between the auditor and those charged with governance. Consistent with this requirement, the following summarizes our responsibilities regarding the financial statement audit as well as observations arising from our audit that are significant and relevant to your responsibility to oversee the financial reporting process.

Area	Comments
Our Responsibilities with Regard to the Financial Statement Audit	Our responsibilities under auditing standards generally accepted in the United States of America have been described to your in our arrangement letter dated June 1, 2016. Our audit of the financial statements does not relieve management or those charged with governance of their responsibilities which are also described in that letter.
Overview of the Planned Scope and Timing of the Financial Statement Audit	We have verbally discussed the planned scope and timing of our audit and have discussed with you our identification of and planned audit response to significant risks of material misstatement.
Accounting Policies and Practices	Preferability of Accounting Policies and Practices Under generally accepted accounting principles, in certain circumstances, management may select among alternative practices. In our view, in such circumstances, management has selected the preferable accounting practice. Adoption of, or Change in, Accounting Policies Management has the ultimate responsibility for the appropriateness of the accounting policies used by the Council. The GASB issued Statement 75, *Accounting and Financial Reporting for Postemployment Benefits Other Than Pensions* in June 2015. This Statement replaces the requirements of Statement 45 and requires governments to report a liability on the face of the financial statements for the OPEB that they provide. Statement 75 requires governments in all types of OPEB plans to present more extensive note disclosures and required supplementary information (RSI) about their OPEB liabilities. Among the new note disclosures is a description of the effect on the reported OPEB liability of using a discount rate and a healthcare cost trend rate that are one percentage point higher and one percentage point lower than assumed by the government. The new RSI includes a schedule showing the causes of increases and decreases in the OPEB liability and a schedule comparing a government's actual OPEB contributions to its contribution requirements. The requirements of this Statement are effective for financial statements for reporting periods beginning after June 15, 2017. The GASB issued Statement 77, *Tax Abatement Disclosures* in August 2015. This Statement is intended to improve financial reporting by requiring disclosure of tax abatement information about a reporting government's own tax abatement agreements and those that are entered into by other governments and that reduce the reporting government's tax revenues. The requirements of this Statement are effective for financial statements for reporting periods beginning after December 15, 2015. Significant or Unusual Transactions There are no significant accounting policies in controversial or emerging areas for which there is a lack of authoritative guidance or consensus.

Area	Comments
Accounting Policies and Practices (Continued)	Management's Judgments and Accounting Estimates Summary information about the process used by management in formulating particularly sensitive accounting estimates and about our conclusions regarding the reasonableness of those estimates is on the attached "Summary of Accounting Estimates". Basis of Accounting These financial statements were prepared on the assumption that the District will continue as a going concern.
Audit Adjustments	Audit adjustments recorded by the District are shown on the attached "Summary of Recorded Audit Adjustments."
Uncorrected Misstatements	There were no uncorrected misstatements.
Other Information in Documents Containing Audited Financial Statements	Our responsibility for other information in documents containing the Council's audited financial statements is to read the information and consider whether its content or manner of its presentation is materially inconsistent with the financial information covered by our auditor's report or whether it contains a material misstatement of fact. Our responsibility for other information in documents containing the Council's financial statements and our auditor's report do not extend beyond the financial information referred to in our auditor's report. We are not aware of any other documents that contain the audited financial statements.
Disagreements with Management	We encountered no disagreements with management over the application of significant accounting principles, the basis for management's judgments on any significant matters, the scope of the audit or significant disclosures to be included in the financial statements.
Consultations with Other Accountants	We are not aware of any consultations management had with other accountants about accounting or auditing matters.
Significant Issues Discussed with Management	No significant issues arising from the audit were discussed or were the subject of correspondence with management.
Difficulties Encountered Performing the Audit	We did not encounter any difficulties in dealing with management during the audit.
Letter Communicating Significant Deficiencies and Material Weaknesses	We have separately communicated that we identified no significant deficiencies or material weaknesses during our audit of the financial statements. This communication is part of the Single Audit section in the June 30, 2016, Financial and Compliance report.
Certain Written Communications Between Management and Our Firm	Copies of certain written communications between management and our Firm are on pages 5 - 11 of this document.

Central Midlands Council of Governments
Summary of Accounting Estimates
Year Ended June 30, 2016

Accounting estimates are an integral part of the preparation of financial statements and are based upon management's current judgment. This process used by management encompasses their knowledge and experience about past and current events and assumptions about future events. You may wish to monitor throughout the year the process used to compute and record these accounting estimates. The following describes the significant accounting estimates reflected in the Council's June 30, 2016, financial statements:

Area	Accounting Policy	Estimation Process	Comments
Property and Equipment	Depreciation	Estimated Useful Life	Should be consistent from year to year

2016 Central Midlands Council of Governments
Year End: June 30, 2016
Trial balance
Date: 7/1/2015 To 6/30/2016

Number	Date	Name	Account No	Reference	Debit	Credit	Net Income (Loss)	Amount Chg
		Net Income (Loss) Before Adjustments					26,125.60	
1	6/30/2016	Transfer To/(From) General Fund	100-100-3120-00 GF01	0204-2 & 020	3.27			
1	6/30/2016	Due (To)/From	100-774-2015-00 GF01	0204-2 & 020		3.27		
1	6/30/2016	Due (To)/From General Fund	774-100-2015-00 SRF04	0204-2 & 020	3.27			
1	6/30/2016	Due From Federal Government	774-600-1200-00 SRF04	0204-2 & 020		675.00		
1	6/30/2016	Transfer To/(From) General Fund	774-600-3120-00 SRF04	0204-2 & 020		3.27		
1	6/30/2016	Local Revenue	774-600-3180-00 SRF04	0204-2 & 020	1,048.00			
1	6/30/2016	Federal Revenue	774-600-3299-00 SRF04	0204-2 & 020	675.00			
1	6/30/2016	Federal Revenue	774-600-3299-00 SRF04	0204-2 & 020		1,048.00		
		PBC Entry # 2677 & 2678						
					1,729.54	1,729.54	25,450.60	(675.00)
2	6/30/2016	Transfer To/(From) General Fund	100-100-3120-00 GF01	0204-5	26,845.47			
2	6/30/2016	Due (To)/From Non Allocable Costs	100-102-2015-00 GF01	0204-5		26,845.47		
2	6/30/2016	Due (To)/From General Fund	102-100-2015-00 GF01	0204-5	26,845.47			
2	6/30/2016	Transfer To/(From) General Fund	102-100-3120-00 GF01	0204-5		26,845.47		
		PBC Entry 2679						
					53,690.94	53,690.94	25,450.60	0.00
3	6/30/2016	Transfer To/(From) General Fund	100-100-3120-00 GF01	0204-5		50.00		
3	6/30/2016	Due (To)/From	100-720-2015-00 GF01	0204-5	50.00			
3	6/30/2016	Due (To)/From General Fund	720-100-2015-00 SRF04	0204-5		50.00		
3	6/30/2016	Transfer To/(From) General Fund	720-600-3120-00 SRF04	0204-5	50.00			
		PBC Entry 2680						
					100.00	100.00	25,450.60	0.00
4	6/30/2016	Amount Provided For Long Term Det	149-100-1700-00 G34G		16,247.67			
4	6/30/2016	Accrued Annual Leave	149-100-2310-00 G34G			16,247.67		
					16,247.67	16,247.67	25,450.60	0.00
5	6/30/2016	Depreciation-Federal Fixed Assets	100-100-4747-00 GF01					
5	6/30/2016	Depreciation-Building	148-100-1943-00 G34G					
5	6/30/2016	Depreciation-Furniture & Equipment	148-100-1951-00 G34G					
5	6/30/2016	Depreciation-Federal/State Fixed Ass	148-100-1976-00 G34G					
		To adjust accumulated depreciation						
					0.00	0.00	25,450.60	0.00
6	6/30/2016	Depreciation-Building	148-100-1943-00 G34G			16,660.41		
6	6/30/2016	Depreciation-Furniture & Equipment	148-100-1951-00 G34G			306.95		
6	6/30/2016	Depreciation-Federal/State Fixed Ass	148-100-1976-00 G34G			5,597.60		
6	6/30/2016	Fund Balance-Local Fixed Assets	148-100-2930-00 G34G		16,967.36			
6	6/30/2016	Fund Balance-Federal/State Assets	148-100-2932-00 G34G		5,597.60			
		To correct preliminary account balances that did not import correctly from the client trial balance.						
					22,564.96	22,564.96	25,450.60	0.00
					94,333.11	**94,333.11**	**25,450.60**	**(675.00)**

CENTRAL MIDLANDS
Council of Governments

November 16, 2016

Derrick, Stubbs & Stith, L.L.P.
Post Office Box 36
Columbia, South Carolina 29202

This representation letter is provided in connection with your audits of the basic financial statements of Central Midlands Council of Governments (Council), which comprise governmental activities, business-type activities, each major fund as of and for the year ended June 30, 2016, and the related notes to the financial statements, which collectively comprise the basic financial statements, for the purpose of expressing an opinion on whether the financial statements are presented fairly, in all material respects, in accordance with accounting principles generally accepted in the United States (U.S. GAAP).

We confirm, to the best of our knowledge and belief, as of November 16, 2016:

Financial Statements

1. We have fulfilled our responsibilities, as set out in the terms of the audit arrangement letter dated June 1, 2016, for the preparation and fair presentation of the financial statements referred to above in accordance with U.S. GAAP.

2. We acknowledge our responsibility for the design, implementation, and maintenance of internal control relevant to the preparation and fair presentation of financial statements that are free from material misstatement, whether due to fraud or error.

3. We acknowledge our responsibility for the design, implementation, and maintenance of internal control to prevent and detect fraud.

4. Significant assumptions used by us in making accounting estimates, including those measured at fair value, are reasonable.

5. Related-party transactions, including other organizations for which the nature and significance of their relationship with the Council are such that exclusion would cause the reporting entity's financial statements to be misleading or incomplete, and interfund transactions, including interfund accounts and advances receivable and payable, sale and purchase transactions, interfund transfers, long-term loans, leasing arrangements, and guarantees, have been recorded in accordance with the economic substance of the transaction and appropriately accounted for and disclosed in accordance with the requirements of U.S. GAAP.

6. All events subsequent to the date of the financial statements and for which U.S. GAAP requires adjustment or disclosure have been adjusted or disclosed.

7. The effects of all known actual or possible litigation and claims have been accounted for and disclosed in accordance with U.S. GAAP.

8. The following have been properly recorded and/or disclosed in the financial statements:

   a. Net positions and fund balance classifications.
   b. Guarantees, whether written or oral, under which the Council is contingently liable.
   c. Arrangements with financial institutions involving compensating balances or other arrangements involving restrictions on cash balances.
   d. Lines of credit or similar arrangements.
   e. Agreements to repurchase assets previously sold.
   f. Security agreements in effect under the Uniform Commercial Code.
   g. Any other liens or encumbrances on assets or revenues or any assets or revenues which were pledged as collateral for any liability or which were subordinated in any way.
   h. The fair value of investments.
   i. Amounts of contractual obligations for plant construction and/or purchase of real property, equipment, other assets, and intangibles.

j. All liabilities that are subordinated to any other actual or possible liabilities of the Council. Debt issue repurchase options or agreements, or sinking fund debt repurchase ordinance requirements.
k. Debt issue provisions.
l. All leases and material amounts of rental obligations under long-term leases.
m. All significant estimates and material concentrations known to management which are required to be disclosed.
n. Authorized but unissued bonds and/or notes.
o. Risk financing activities.
p. Derivative financial instruments.
q. Assets and liabilities measured at fair value in accordance with the Fair Value Measurements and Disclosures Topic of the FASB Accounting Standards Codification.
r. Special and extraordinary items.
s. Deposits and investment securities categories of risk.
t. Arbitrage rebate liabilities.
u. Impairment of capital assets.

9. We have no plans or intentions that may materially affect the carrying value or classification of assets. In that regard:

a. The Council has no significant amounts of idle property and equipment.
b. The Council has no plans or intentions to discontinue the operations of any subsidiary or division or to discontinue any significant product lines.
c. Provision has been made to reduce all assets that have permanently declined in value to their realizable values.
d. We have reviewed long-lived assets and certain identifiable intangibles to be held and used for impairment whenever events or changes in circumstances have indicated that the carrying amount of the assets might not be recoverable and have appropriately recorded the adjustment.

10. We are responsible for making the accounting estimates included in the financial statements. Those estimates reflect our judgment based on our knowledge and experience about past and current events and our assumptions about conditions we expect to exist and courses of action we expect to take. In that regard, adequate provisions have been made.

a. To reduce receivables to their estimated net collectable amounts.
b. To reduce investments, intangibles, and other assets which have permanently declined in value to their realizable values.
c. For risk retention, including uninsured losses or loss retentions (deductibles) attributable to events occurring through June 30, 2016, and/or for expected retroactive insurance premium adjustments applicable to periods through June 30, 2016.
d. For pension obligations, postretirement benefits other than pensions, and deferred compensation agreements attributable to employee services rendered through June 30, 2016.
e. For any material loss to be sustained in the fulfillment of or from the inability to fulfill any sales commitments, including promises to give.
f. For any material loss to be sustained as a result of purchase commitments for inventory quantities in excess of normal requirements or at prices in excess of the prevailing market prices.
g. For environmental clean-up obligations.
h. For amounts held for others under agency and/or split interest agreements.

11. There are no:

a. Material transactions that have not been properly recorded in the accounting records underlying the financial statements.
b. Violations or possible violations of laws or regulations whose effects should be considered for disclosure in the financial statements or as a basis for recording a loss contingency. In that regard, we specifically represent that we have not been designated as, or alleged to be, a "potentially responsible party" by the Environmental Protection Agency in connection with any environmental contamination.
c. Other material liabilities or gain or loss contingencies that are required to be accrued or disclosed by the Contingencies Topic of the FASB Accounting Standards Codification.

12. There are no unasserted claims or assessments that our lawyer has advised us are probable of assertion and must be disclosed in accordance with Statement of Financial Accounting Standards No.5 and/or GASB Statement No. 10.

13. We have no direct or indirect, legal or moral obligation for any debt of any organization, public or private that is not disclosed in the financial statement.

14. The Council has satisfactory title to all owned assets.

15. Net positions and fund balances are properly classified and, when applicable, approved.

16. Expenses or expenditures have been appropriately classified in or allocated to functions and programs in the statement of activities, and allocations have been made on a reasonable basis.

17. Revenues are appropriately classified in the statements of activities within program revenues and general revenues.

18. Capital assets, including infrastructure assets, are properly capitalized, reported, and depreciated.

19. We have no knowledge of any uncorrected misstatements in the financial statements.

20. We have elected to use the June 30, 2015, amounts provided South Carolina Public Employee Benefit Authority (PEBA) to implement GASB Statement No. 68.

Information Provided

21. We have provided you with:

    a. Access to all information, of which we are aware that is relevant to the preparation and fair presentation of the financial statements such as records, documentation, and other matters;
    b. Additional information that you have requested from us for the purpose of the audit;
    c. Unrestricted access to persons within the entity from whom you determined it necessary to obtain audit evidence.
    d. Minutes of the meetings of the governing board and committees, or summaries of actions of recent meetings for which minutes have not yet been prepared.

22. All transactions have been recorded in the accounting records and are reflected in the financial statements.

23. We have disclosed to you the results of our assessment of risk that the financial statements may be materially misstated as a result of fraud.

24. We have no knowledge of allegations of fraud or suspected fraud, affecting the entity's financial statements involving:

    a. Management,
    b. Employees who have significant roles in the internal control, or
    c. Others where the fraud could have a material effect on the financial statements.

25. We have no knowledge of any allegations of fraud or suspected fraud affecting the Council's financial statements received in communications from employees, former employees, analysts, regulators, short sellers, or others.

26. We have no knowledge of noncompliance or suspected noncompliance with laws and regulations whose effects should be considered when preparing financial statements.

27. We have disclosed to you all known actual or possible litigation and claims whose effects were considered when preparing the financial statements.

28. We have disclosed to you the identity of the entity's related parties and all the related-party relationships and transactions of which we are aware.

29. We are aware of no significant deficiencies, including material weaknesses, in the design or operation of internal controls that could adversely affect the entity's ability to record, process, summarize, and report financial data.

30. We are aware of no communications from regulatory agencies concerning noncompliance with, or deficiencies in, financial reporting practices.

Supplementary Information

31. With respect to supplementary information presented in relation to the financial statements as a whole:

    a. We acknowledge our responsibility for the presentation of such information.
    b. We believe such information, including its form and content, is fairly presented in accordance with accounting principles generally accepted in the United States of America
    c. The methods of measurement or presentation have not changed from those used in the prior period.
    d. There are no underlying significant assumptions or interpretations regarding the measurement or presentation of such information.
    e. When supplementary information is not presented with the audited financial statements, we will make the audited financial statements readily available to the intended users of the supplementary information no later than the date of issuance of the supplementary information and the auditor's report thereon.

32. With respect to Management's Discussion and Analysis and required supplementary information presented as required by Governmental Accounting Standards Board to supplement the basic financial statements:

    a. We acknowledge our responsibility for the presentation of such required supplementary information.
    b. We believe such required supplementary information is measured and presented in accordance with guidelines prescribed by accounting principles generally accepted in the United States of America.
    c. The methods of measurement or presentation have not changed from those used in the prior period.
    d. There are no underlying significant assumptions or interpretations regarding the measurement or presentation of such information.

33. During the course of your audit, you may have accumulated records containing data that should be reflected in our books and records. All such data have been so reflected. Accordingly, copies of such records in your possession are no longer needed by us.

Compliance Considerations

In connection with your audit conducted in accordance with *Government Auditing Standards*, we confirm that management:

34. Is responsible for the preparation and fair presentation of the financial statements in accordance with the applicable financial reporting framework.

35. Is responsible for compliance with the laws, regulations, and provisions of contracts and grant agreements applicable to the auditee.

36. Has identified and disclosed to the auditor all instances that have occurred, or are likely to have occurred, of fraud and noncompliance with provisions of laws and regulations that have a material effect on the financial statements or other financial data significant to the audit objectives, and any other instances that warrant the attention of those charged with governance.

37. Has identified and disclosed to the auditor all instances that have occurred, or are likely to have occurred, of noncompliance with provisions of contracts and grant agreements that have a material effect on the determination of financial statement amounts.

38. Has identified and disclosed to the auditor all instances that have occurred, or are likely to have occurred, of abuse that could be quantitatively or qualitatively material to the financial statements.

39. Is responsible for the design, implementation and maintenance of internal control relevant to the preparation and fair presentation of financial statements that are free from material misstatement, whether due to fraud or error.

40. Acknowledges its responsibility for the design, implementation and maintenance of internal controls to prevent and detect fraud.

41. Has taken timely and appropriate steps to remedy fraud; noncompliance with provisions of laws, regulations, contracts and grant agreements; or abuse that the auditor reports.

42. Has a process to track the status of audit findings and recommendations.

43. Has identified for the auditor previous audits, attestation engagements and other studies related to the audit objectives and whether related recommendations have been implemented.

44. Has provided views on the auditor's reported findings, conclusions and recommendations, as well as management's planned corrective actions, for the report.

45. Acknowledges its responsibilities as it relates to non-audit services performed by the auditor, including a statement that it assumes all management responsibilities; that it oversees the services by designating an individual, preferably within senior management, who possesses suitable skill, knowledge or experience; that it evaluates the adequacy and results of the services performed; and that it accepts responsibility for the results of the services.

In connection with your audit of federal awards conducted in accordance with Subpart F of Title 2 U.S. Code of Federal Regulations (CFR) Part 200, *Uniform Administrative Requirements, Cost Principles, and Audit Requirements for Federal Awards* (Uniform Guidance), we confirm: [A] [B]

46. Management is responsible for complying, and has complied, with the requirements of Uniform Guidance.

47. Management is responsible for understanding and complying with the requirements of laws, regulations, and the provisions of contracts and grant agreements related to each of its federal programs.

48. Management is responsible for establishing and maintaining, and has established and maintained, effective internal control over compliance for federal programs that provides reasonable assurance that the auditee is managing federal awards in compliance with laws, regulations, and the provisions of contracts or grant agreements that could have a material effect on its federal programs.

49. Management has prepared the schedule of expenditures of federal awards in accordance with Uniform Guidance and has included expenditures made during the period being audited for all awards provided by federal agencies in the form of grants, federal cost reimbursement contracts, loans, loan guarantees, property (including donated surplus property), cooperative agreements, interest subsidies, insurance, food commodities, direct appropriations and other assistance. [C]

50. Management has identified and disclosed all of its government programs and related activities subject to the Uniform Guidance compliance audit.

51. Management has identified and disclosed to the auditor the requirements of laws, regulations, and the provisions of contracts and grant agreements that are considered to have a direct and material effect on each major program.

52. Management has made available all federal awards (including amendments, if any) and any other correspondence relevant to federal programs and related activities that have taken place with federal agencies or pass-through entities.

53. Management has identified and disclosed to the auditor all amounts questioned and all known noncompliance with the direct and material compliance requirements of federal awards.

54. Management believes that the auditee has complied with the direct and material compliance requirements.

55. Management has made available all documentation related to compliance with the direct and material compliance requirements, including information related to federal program financial reports and claims for advances and reimbursements.

56. Management has provided to the auditor its interpretations of any compliance requirements that are subject to varying interpretations.

57. Management has disclosed to the auditor any communications from grantors and pass-through entities concerning possible noncompliance with the direct and material compliance requirements, including communications received from the end of the period covered by the compliance audit to the date of the auditor's report.

58. Management has disclosed to the auditor the findings received and related corrective actions taken for previous audits, attestation engagements, and internal or external monitoring that directly relate to the objectives of the compliance audit, including findings received and corrective actions taken from the end of the period covered by the compliance audit to the date of the auditor's report.

59. Management is responsible for taking corrective action on audit findings of the compliance audit.

60. Management has provided the auditor with all information on the status of the follow-up on prior audit findings by federal awarding agencies and pass-through entities, including all management decisions.

61. Management has disclosed the nature of any subsequent events that provide additional evidence with respect to conditions that existed at the end of the reporting period that affect noncompliance during the reporting period.

62. Management has disclosed all known noncompliance with direct and material compliance requirements occurring subsequent to the period covered by the auditor's report or stating that there were no such known instances.

63. Management has disclosed whether any changes in internal control over compliance or other factors that might significantly affect internal control, including any corrective action taken by management with regard to significant deficiencies and material weaknesses in internal control over compliance, have occurred subsequent to the period covered by the auditor's report.

64. Federal program financial reports and claims for advances and reimbursements are supported by the books and records from which the basic financial statements have been prepared.

65. The copies of federal program financial reports provided to the auditor are true copies of the reports submitted, or electronically transmitted, to the federal agency or pass-through entity, as applicable.

66. If applicable, management has monitored subrecipients to determine that they have expended pass-through assistance in accordance with applicable laws and regulations and the terms and conditions of the subaward and have met the other pass-through entity requirements of the Uniform Guidance.

67. If applicable, management has issued management decisions for audit findings that relate to federal awards it makes to subrecipients and that such management decisions are issued within six months of acceptance of the audit report by the FAC. Additionally, management has followed up to ensure that the subrecipient takes timely and appropriate action on all deficiencies detected through audits, on-site reviews and other means that pertain to the federal award provided to the subrecipient from the pass-through entity.

68. If applicable, management has considered the results of subrecipient monitoring and audits, and has made any necessary adjustments to the auditee's own books and records.

69. Management has charged costs to federal awards in accordance with applicable cost principles and the Uniform Guidance.

70. Management is responsible for, and has accurately prepared, the summary schedule of prior audit findings to include all findings required to be included by Uniform Guidance.

71. The reporting package does not contain protected personally identifiable information.

72. Management has accurately completed the appropriate sections of the data collection form.

73. If applicable, management has disclosed all contracts or other agreements with service organizations.

74. If applicable, management has disclosed to the auditor all communications from service organizations relating to noncompliance at those organizations.

CENTRAL MIDLANDS COUNCIL OF GOVERNMENTS

Benjamin J. Mauldin

Ben Mauldin
Executive Director
Date Signed 11/23/2016

Malia Ropel

Malia Ropel
Finance Director
Date Signed 11/23/2016

ENCLOSURE 5

Memorandum

TO: All Members of the CMCOG **Board of Directors**

FROM: Reginald Simmons, Deputy Executive Director/Transportation Director

DATE: February 23, 2017

SUBJECT: **TIP Amendment - Federal Transit Administration Programs & Appointments**

REQUESTED ACTION
The Central Midlands Council of Governments staff requests approval to add the fiscal year 2017 partial federal funding apportionments to the 2016 - 2022 TIP.

BACKGROUND
Each year CMCOG receives direct and/or indirect federal funding apportionments for the following FTA Programs:

- Section 5307 – Urbanized Area Formula Grants
- Section 5339 – Bus and Bus Facilities Program
- Section 5310 – Enhanced Mobility of Seniors and Individuals with Disabilities

These programs may provide planning, administration, capital, operations, and technical assistance to various transit-related projects. In order for the MPO and CMRTA (The COMET) to access these funds, the MPO has to include them into their TIP. Staff will request to add the attached apportionments to the 2016 – 2022 TIP.

ATTACHMENT
FTA Programs and Appointments

F:\Board Meeting Info\2017 Board Meetings\FTA Appointments.doc

FTA PROGRAMS AND APPOINTMENTS

Section 5339 Program

Purpose
Provides capital funding to replace, rehabilitate and purchase buses and related equipment and to construct bus-related facilities.

Eligible Recipients
- Designated recipients and states that operate or allocate funding to fixed-route bus operators.
- Subrecipients: public agencies or private nonprofit organizations engaged in public transportation, including those providing services open to a segment of the general public, as defined by age, disability, or low income.

Eligible Activities
- Capital projects to replace, rehabilitate and purchase buses, vans, and related equipment, and to construct bus-related facilities.

Funding
- FY 2017 $238,152 (Partial)

Section 5307 Program

Purpose
This program provides grants to Urbanized Areas (UZA) for public transportation capital, planning, job access and reverse commute projects, as well as operating expenses in certain circumstances. These funds constitute a core investment in the enhancement and revitalization of public transportation systems in the nation's urbanized areas, which depend on public transportation to improve mobility and reduce congestion.

Eligible Recipients
- FTA apportions funds to designated recipients, which then suballocate funds to state and local governmental authorities, including public transportation providers.

Eligible Activities
- Capital projects.
- Planning.
- Job access and reverse commute projects that provide transportation to jobs and employment opportunities for welfare recipients and low-income workers.
- Operating costs in areas with fewer than 200,000 in population.
- Operating costs, up to certain limits, for grantees in areas with populations greater than 200,000, and which operate a maximum of 100 buses in fixed-route service during peak hours (rail fixed guideway excluded).

Funding
- FY 2017 $2,575,395 (Partial)

FTA PROGRAMS AND APPOINTMENTS

Section 5310 Program

Purpose
This program is intended to enhance mobility for seniors and persons with disabilities by providing funds for programs to serve the special needs of transit-dependent populations beyond traditional public transportation services and Americans with Disabilities Act (ADA) complementary paratransit services.

Eligible Recipients

- States (for all areas under 200,000 in population) and designated recipients.
- Subrecipients: states or local government authorities, private non-profit organizations, or operators of public transportation that receive a grant indirectly through a recipient.

Eligible Activities

- At least 55% of program funds must be used on capital projects that are:
    - Public transportation projects planned, designed, and carried out to meet the special needs of seniors and individuals with disabilities when public transportation is insufficient, inappropriate, or unavailable.

- The remaining 45% may be used for:
    - Public transportation projects that exceed the requirements of the ADA.
    - Public transportation projects that improve access to fixed-route service and decrease reliance by individuals with disabilities on complementary paratransit.
    - Alternatives to public transportation that assist seniors and individuals with disabilities.

Funding

- FY 2017 $239,325 (Partial)

ENCLOSURE 6

SET Stronger Economies Together

Project Update
Winter 2017

Central South Carolina

PROJECT BACKGROUND

Stronger Economies Together (SET) is a technical service and training initiative launched in 2009 by USDA Rural Development. The purpose of SET is to strengthen the capacity of rural communities to work together to develop and implement an economic development plan based on current and emerging strengths and comparative economic advantages. In 2016, USDA selected an eleven county region in Central South Carolina to be a part of this unique, mulit-organizational planning process.

PROJECT UPDATE

The SET planning process kicked off in October 2016 with two civic forums designed to solicit input on regional strengths and challenges. Participants identfied a number of competitive advantages such as a good central location, strong anchor institutions, a good higher education system, and an abundance of natural assetts. Challenges included aging infrastructure, an aging population, persistant poverty, and a misalighnment between our workforce and changing labor demand.

In December 2016, a planning session was held to review economic data and begin focusing in on specific economic clusters. Three key clusters that were selected for further analysis include:

- Agribusiness, Food Processing and Technology
- Defense and Security
- Arts, Entertainment, Recreation, and Visitor Industries

A series of focus groups oriented around these three clusters are planned for March 2017 (details below). For more information about the SET process and timeline please visit our website: **www.centralscset.org.**

UPCOMING EVENTS

ECONOMIC DEVELOPMENT FOCUS GROUPS

Agribusiness, Food Processing and Technology
March 16, 2017
1:00-4:00 PM
SC Farm Bureau
724 Knox Abbot Drive
Cayce, SC 29033

Defense and Security
March 21, 2017
2:30-4:30
Central Midlands Council of Governments
236 Stoneridge Drive

Arts, Entertainment, Recreation, and Visitor Industries
March 30, 2017
1:00-4:00 PM
Central Midlands Council of Governments
236 Stoneridge Drive

SET Stronger Economies Together

Project Update
Winter 2017

Central South Carolina

PROJECT PARTNERS

The SET program is designed to encourage a broad base of participation from public, private, non-governmental, and citizen stakeholders. The Central SC SET program is being facilitated by a project planning committee made up of representatives from multiple federal, state, and local organizations including USDA, Clemson, SC State, Sustainable Midlands, the Carolina Farm Stewardship Association, Midlands Local Food Collaborative, Midlands Food Alliance, John M. Newman Planning, and four regional Councils of Governments. Other stakeholders, including representatives from local governments and the economic development community have participated in SET meetings.

If you are interested in being a part of this program, please consider participating in one of our upcoming events and visit our website (**www.centrascset.org**) or email Gregory Sprouse with CMCOG for more information (gsprouse@centralmidlands.org).

ENCLOSURE 7

Memorandum

TO: CMCOG Board of Directors

DATE: February 17, 2017

SUBJECT: Update on Military Joint Installation Planning

Over the past 10 years, Central Midlands Council of Governments, Richland County, and other partners have been working with our military installations to collaborate on land use planning activities that help ensure neighboring communities can sustain economic activity and growth without degrading the military missions of the bases. One of the best ways to accomplish this is by promoting mission compatible land uses. This work is often referred to as a Joint Land Use Study (JLUS). CMCOG, with financial support from Department of Defense, Office of Economic Adjustment (OEA) is currently working on a new JLUS planning project that aims to identify opportunities for guiding development around the installations by connecting compatible "working land" uses, such as agriculture and forestry, with military readiness priorities.

The planning assessment will include a "working" land suitability analysis, a peer community/case study review, a comprehensive supply and demand based market analysis of agriculture, forestry, conservation, eco and agri-tourism related industries, and an assessment of institutional demand for regionally produced agricultural and forestry goods with a focus on leveraging the purchasing power of large local institutions. Introduce strategies for meeting industry specific organizational, infrastructure, and facility needs with a focus on small, sustainable farm and forestry best management practices.

This project is currently underway and it is expected to be complete by the end of this calendar year. The resulting plan will have specific project and policy recommendations for enhancing the rural economy and promoting the development of mission compatible "working land" uses.

CMCOG staff will provide the board with an update on this project and other Joint Installation planning efforts.

ENCLOSURE 8

DATE: **February 15, 2017**
TO: **CMCOG Board of Directors**
FROM: **Ben Mauldin, Executive Director**
SUBJECT: **Executive Director's Report**

CMCOG TECHNICAL ASSISTANCE SERVICES

In preparation for our budget planning process this year, we will be contacting local governments to remind them of the COG's capabilities to provide technical assistance. Under memoranda of agreements or contracts, we can prepare comprehensive plans and technical or policy studies, staff planning commissions, provide mapping and information management services, and apply for and administer grants.

MEETING WITH STATE BUDGET WRITERS

Earlier this month, the SC COGs Directors held our annual meetings with Senator Hugh Letterman regarding the FY 2017-18 State funding. In the past, these meetings have resulted in gradual increases in funding from the General Assembly. In recent years, funding has declined due to economic conditions. We have continued the meeting in order to thank the elected officials for their past support and remind them of the role of the COGs in economic development, planning and service delivery. This year, we have requested an additional $500,000 explaining how these precious dollars are used to match federal programs and will allow us to pursue other funding opportunities to serve our constituents. The 10 COGs are currently receiving $556,253 in state aid. If the increase is improved, the COGs appropriation would be restored to 2008 funding levels.

LONG-TERM CARE OMBUDSMNA CERTIFICATION TRAINING

Our Regional Long-Term Care Ombudsman staff held a conference on December 6, 2016. This conference helped social workers in the field of long-term care and social work in general to maintain their mandatory state certification. The main topics covered were Addressing *Emotional and Psychological Needs in Long-Term Care*. Our program was approved by the South Carolina Board of Social Workers to provide four (4) specialized long-term care trainings over the next two years. The SC Board of Social Workers approved the following topics:

- Identifying and Preventing Verbal Abuse in Long-Term Care
- Ethical Issues in Long-Term Care
- Preserving Respect and Dignity in Long-Term Care

All of these topics will benefit the quality of life for our residents in facilities. This first conference received positive participant evaluations.

The Long-Term Ombudsman program also provided Advance Directives Training session on February 7th at CMCOG and will have a Meet and Greet session for potential volunteers for the Volunteer Ombudsman Program on February 22nd.

If you're interested in additional information regarding advanced directives or becoming a volunteer ombudsman, please contact Anna Harmon, Director, Regional Long-Term Care Ombudsman at 803-744-5151.

MIDLANDS WORKFORCE DEVELOPMENT BOARD UPDATE

The Midlands Workforce Development Board (MWDB) received an incentive grant in the amount of $126,508 to help address the demand for public disaster and humanitarian assistance in the wake of Hurricane Matthew which affected many areas of South Carolina in October 2016.

The MWDB has implemented a contract for services with ResCare Workforce Services to provide operations of programs to serve the Workforce Innovation and Opportunity Act (WIOA) – eligible, Adults, Dislocated Workers and Youth as well as a One-Stop Operator for WIOA Adult, Dislocated Worker & Youth services in Lexington and Richland counties, and Business Services and One-Stop Operator functions covering Fairfield, Lexington and Richland counties. This contract for services is in place from February 1, 2017- June 30, 2018.

WIOA was signed into law on July 22, 2014, designed to help job seekers access employment, education, training and support services to succeed in the labor market, and matched to employers with the skilled workers they need. This is the first legislative reform in fifteen years of the public workforce system. WIOA supersedes the Workforce Investment Act of 1998 and amends the Adult Education and Family Literacy Act, The Wagner-Peyser Act, and the Rehabilitation Act of 1973.

South Carolina Department of Transportation

ENCLOSURE 9

SCDOT Programmed Project Viewer

Presented By: Elizabeth Thebo

SCDOT Programmed Project Viewer

- The SCDOT Programmed Project Viewer was developed by the GIS Office in response to the LAC Audit. This tool allows members of the public to view information about all of SCDOTs programmed projects. This morning, we will be demonstrating this tool for you.

SCDOT Programmed Project Viewer

product of SCDOT GIS/Mapping

All Projects | Bridges | Rehab & Resurfacing | Operational & Safety | Widening & New Location | Transportation Alternatives | Emergency Repair | Interstate Projects

Welcome to SCDOT's Interactive Programmed Projects Viewer. This map showcases projects that are actively being developed. This can include projects in various stages of development, including the design, right of way acquisition, and construction phase. These are projects that are administered by SCDOT, and may not include all projects administered by local governments or other entities that are being developed on the state maintained highway system.

The project status information is routinely updated; however, contact information is provided for each project to direct the public to the appropriate SCDOT staff to confirm the latest status and assist with any additional questions.

Zoom in to begin seeing projects

To search for a specific location, click the magnifying glass to the right and type in the *full address including city and state.*

If you are using a GPS enabled device, click on the locate me button. The locate me button is directly above the magnifying glass.

By navigating through the tabs at the top of the page, you will be able to find specific information on each type of project, broken down by budget category.

In some areas, especially interstates, more than one project type may be programmed for a similar stretch of road. To ensure you obtain all information, navigate through multiple projects in the pop up by clicking the arrow in the top right corner of the box next to the "x".

For more information, please call 1-855-GO-SCDOT (1-855-467-2368).

Use these two buttons to search for a specific area or locate yourself

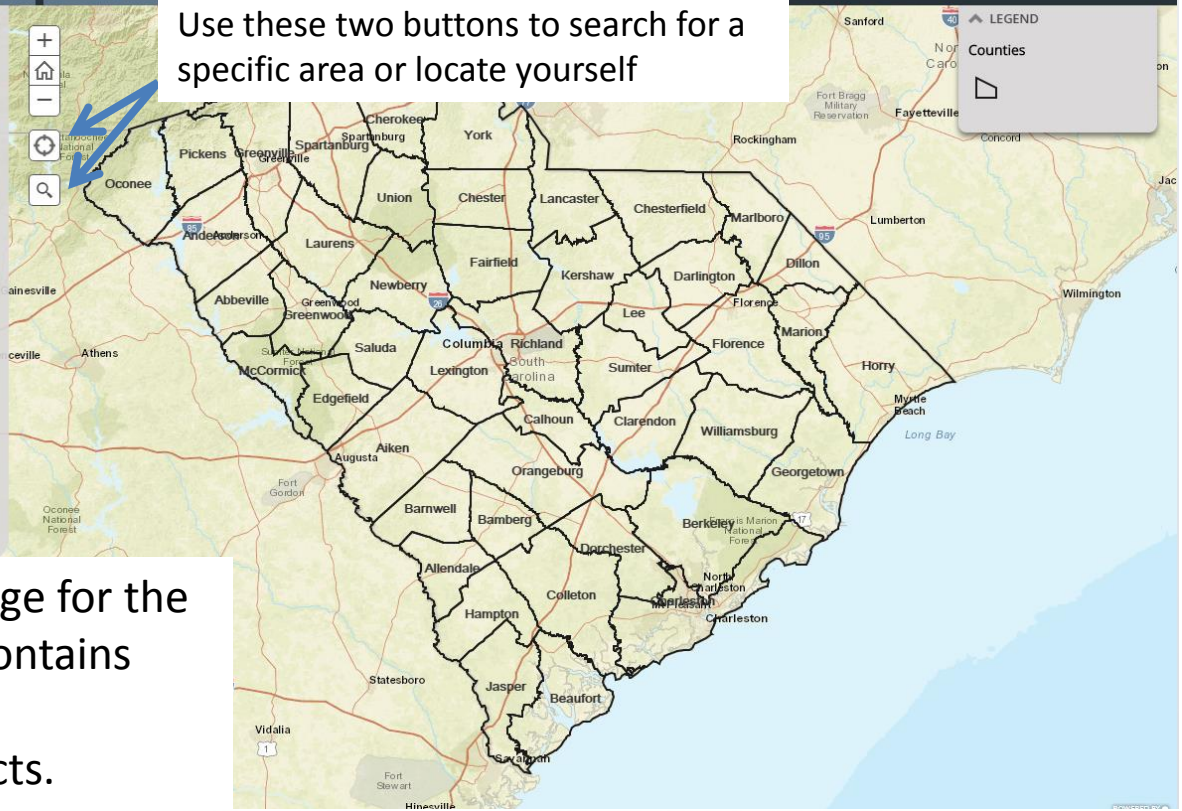

This is the home page for the Project Viewer; it contains information on all programmed projects.

SCDOT Programmed Project Viewer

product of SCDOT GIS/Mapping

All Projects | Bridges | Rehab & Resurfacing | Operational & Safety | Widening & New Location | Transportation Alternatives | Emergency Repair | Interstate Projects

Welcome to SCDOT's Interactive Programmed Projects Viewer. This map showcases projects that are actively being developed. This can include projects in various stages of development, including the design, right of way acquisition, and construction phase. These are projects that are administered by SCDOT, and may not include all projects administered by local governments or other entities that are being developed on the state maintained highway system.

The project status information is routinely updated; however, contact information is provided for each project to direct the public to the appropriate SCDOT staff to confirm the latest status and assist with any additional questions.

Zoom in to begin seeing projects

To search for a specific location, click the magnifying glass to the right and type in the *full address including city and state.*

If you are using a GPS enabled device, click on the locate me button. The locate me button is directly above the magnifying glass.

By navigating through the tabs at the top of the page, you will be able to find specific information on each type of project, broken down by budget category.

In some areas, especially interstates, more than one project type may be programmed for a similar stretch of road. To ensure you obtain all information, navigate through multiple projects in the pop up by clicking the arrow in the top right corner of the box next to the "x".

For more information, please call 1-855-GO-SCDOT (1-855-467-2368).

Projects are broken by budget category in the legend and the tabs at the top (navigate through the tabs to see only projects in that budget category displayed).

LEGEND

Programmed Projects

- Bridge
- Rehab & Resurfacing
- Operational & Safety
- Widening & New Location
- Transportation Alternatives
- Emergency Repair

Counties

Projects begin displaying when zoomed into the county level

Esri, HERE, DeLorme, NGA, USGS, NPS

SCDOT Programmed Project Viewer

product of SCDOT GIS/Mapping

All Projects | Bridges | Rehab & Resurfacing | Operational & Safety | Widening & New Location | Transportation Alternatives | Emergency Repair | Interstate Projects

SCDOT maintains over 90,000 lanes miles of road across the state. The Pavement Resurfacing Program encompasses a range of projects: preservation of pavements in good condition, rehabilitation of pavements in fair condition, and reconstruction of pavements in poor condition. Approximately 80% of resurfacing projects are rehabilitation projects extending the service life and elevating the condition to a state of good repair. Currently, 18% of the South Carolina's pavements are in good condition. Over the next 10 years, SCDOT is focusing on improving the condition of its Interstate and Primary Systems, which carry more than three quarters of the state's traffic.

SCDOT workers resurface a road

Candidate pavement projects are typically identified, prioritized, and funded annually to address the latest pavement conditions and needs.

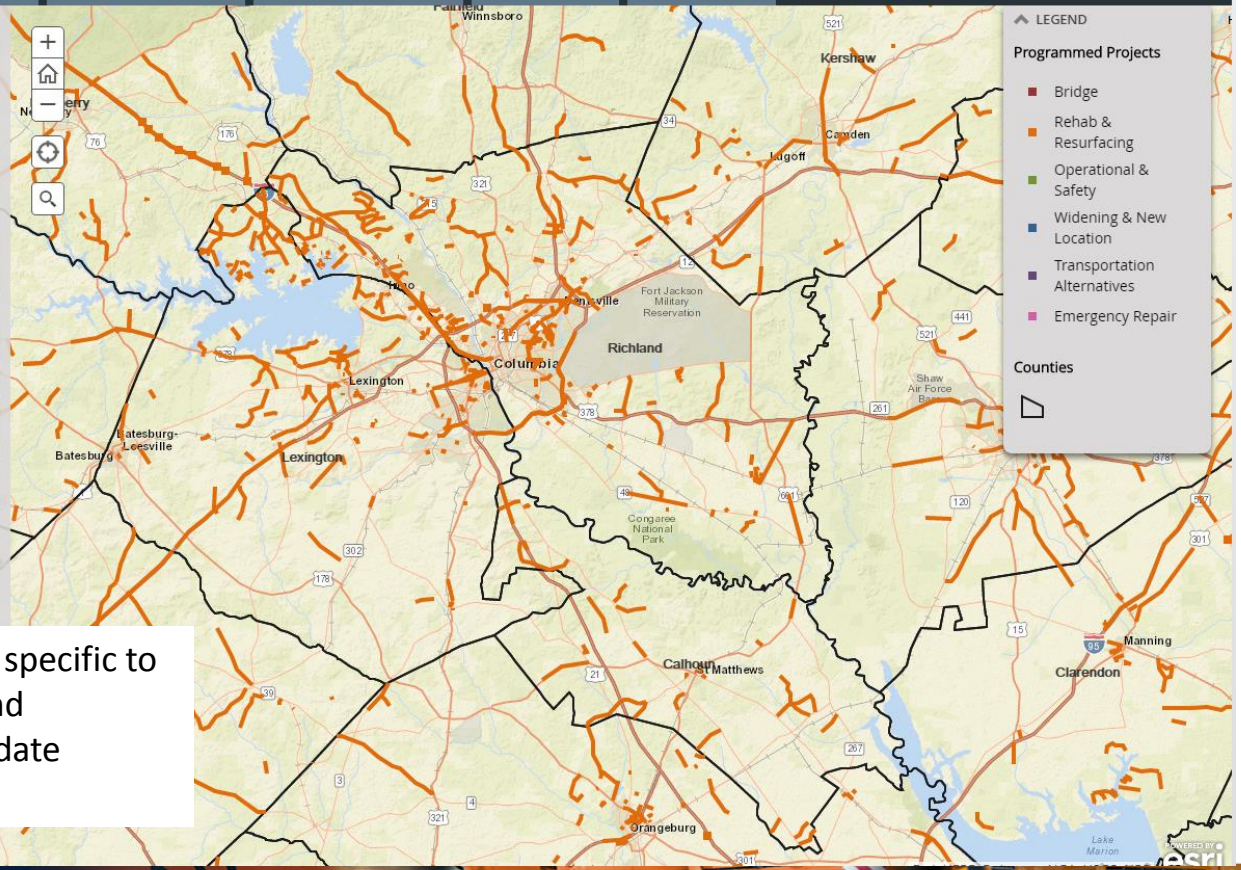

Each tab contains information specific to that project type, a picture, and information on how the candidate projects are chosen.

SCDOT Programmed Project Viewer

product of SCDOT GIS/Mapping

All Projects | Bridges | Rehab & Resurfacing | Operational & Safety | Widening & New Location | Transportation Alternatives | Emergency Repair | Interstate Projects

SCDOT maintains over 90,000 lanes miles of road across the state. The Pavement Resurfacing Program encompasses a range of projects: preservation of pavements in good condition, rehabilitation of pavements in fair condition, and reconstruction of pavements in poor condition. Approximately 80% of resurfacing projects are rehabilitation projects extending the service life and elevating the condition to a state of good repair. Currently, 18% of the South Carolina's pavements are in good condition. Over the next 10 years, SCDOT is focusing on improving the condition of its Interstate and Primary Systems, which carry more than three quarters of the state's traffic.

SCDOT workers resurface a road

Candidate pavement projects are typically identified, prioritized, and funded annually to address the latest pavement conditions and needs.

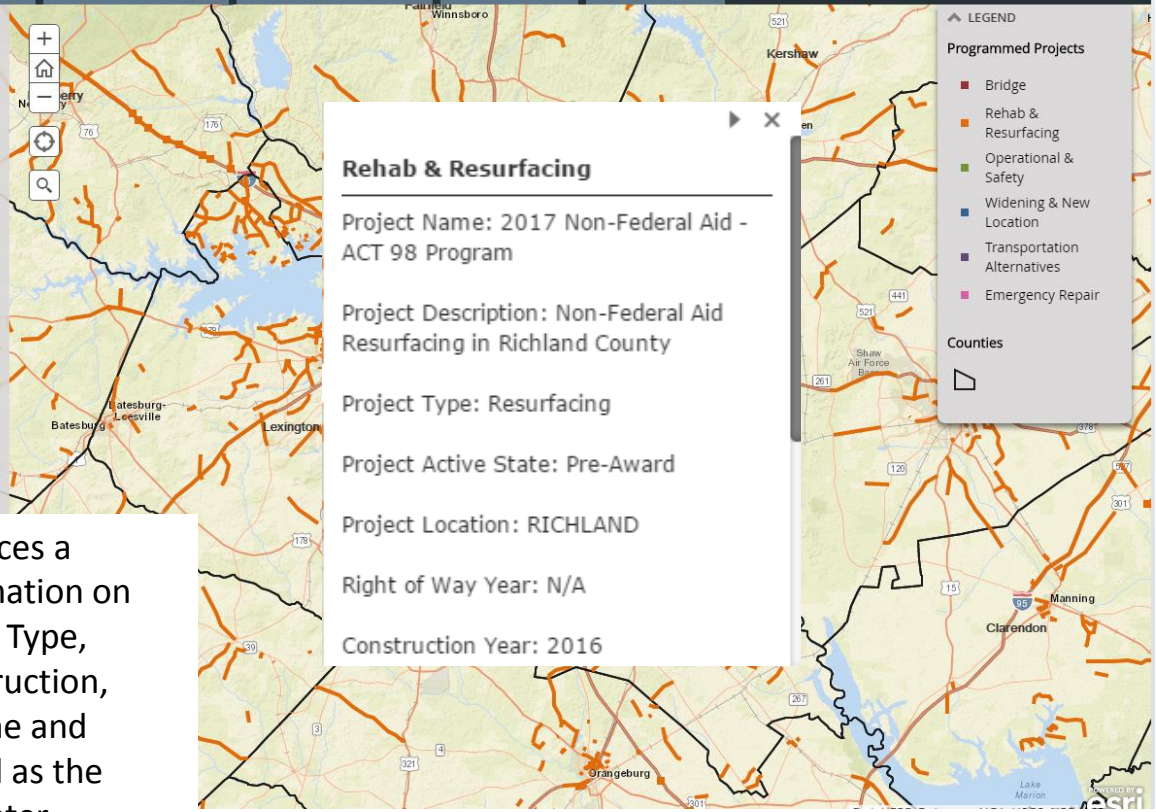

Clicking on a project produces a popup that contains information on Project Name, Description, Type, Location, ROW year, Construction, Year, Project Manager Name and contact information as well as the number to the DOT call center.

SCDOT Programmed Project Viewer

product of SCDOT GIS/Mapping

All Projects | Bridges | Rehab & Resurfacing | Operational & Safety | Widening & New Location | Transportation Alternatives | Emergency Repair | Interstate Projects

Welcome to SCDOT's Interactive Programmed Projects Viewer. This map showcases projects that are actively being developed. This can include projects in various stages of development, including the design, right of way acquisition, and construction phase. These are projects that are administered by SCDOT, and may not include all projects administered by local governments or other entities that are being developed on the state maintained highway system.

The project status information is routinely updated; however, contact information is provided for each project to direct the public to the appropriate SCDOT staff to confirm the latest status and assist with any additional questions.

Zoom in to begin seeing projects

To search for a specific location, click the magnifying glass to the right and type in the *full address including city and state.*

If you are using a GPS enabled device, click on the locate me button. The locate me button is directly above the magnifying glass.

By navigating through the tabs at the top of the page, you will be able to find specific information on each type of project, broken down by budget category.

In some areas, especially interstates, more than one project type may be programmed for a similar stretch of road. To ensure you obtain all information, navigate through multiple projects in the pop up by clicking the arrow in the top right corner of the box next to the "x".

For more information, please call 1-855-GO-SCDOT (1-855-467-2368).

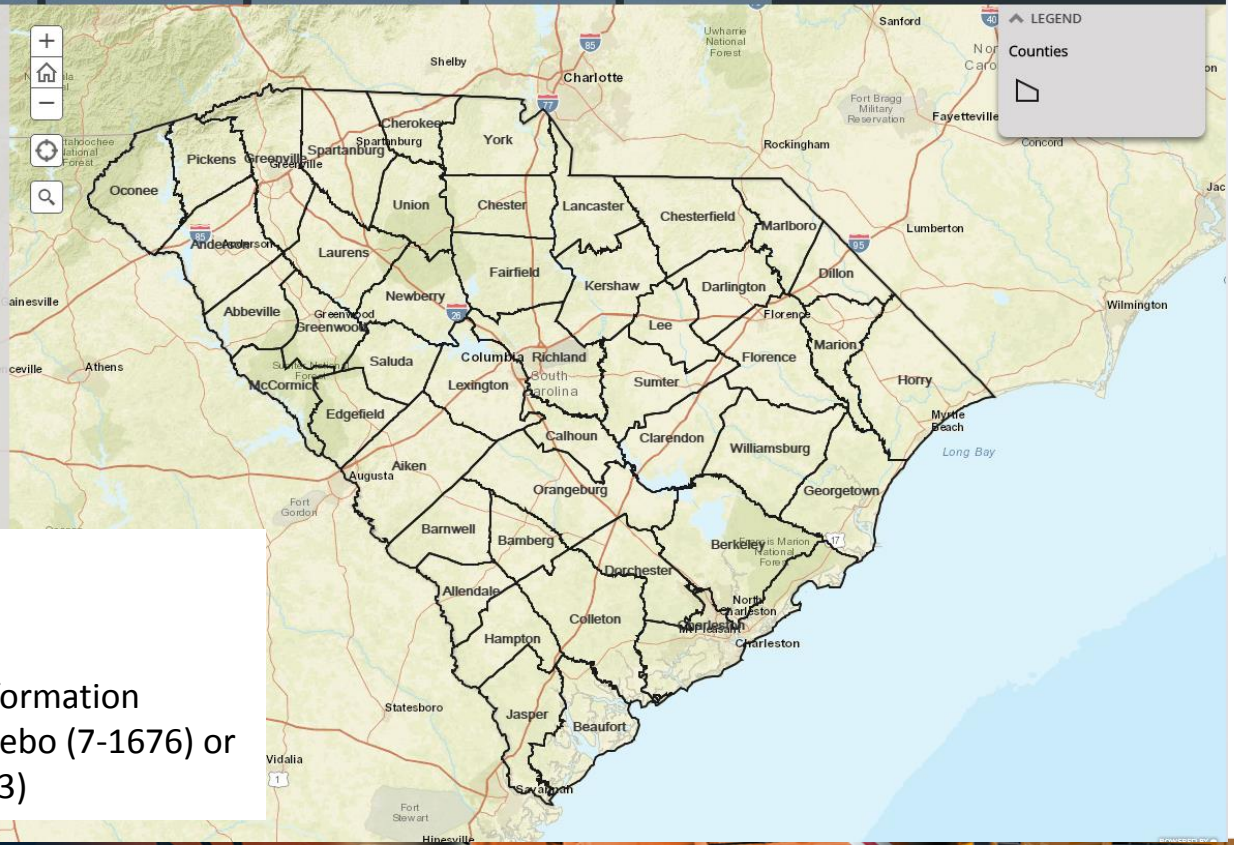

To view the project viewer:
https://arcg.is/2jvyNaJ

For any questions/More Information please contact Elizabeth Thebo (7-1676) or Yelena Kalashnikova (7-3103)

SCDOT

South Carolina Department of Transportation

Questions?

Clean Cities

Building Partnerships to Cut Petroleum Use in Transportation

The U.S. Department of Energy's (DOE's) Clean Cities program advances the nation's economic, environmental, and energy security by supporting local actions to cut petroleum use in transportation. At the national level, the program develops and promotes publications, tools, and other unique resources. At the local level, nearly 100 coalitions leverage these resources to create networks of stakeholders. The coalitions support fleets by providing technical assistance for implementing alternative and renewable fuels, idle-reduction measures, fuel economy improvements, and emerging transportation technologies.

Clean Cities was established in 1993 in response to the Energy Policy Act of 1992 and is housed within DOE's Vehicle Technologies Office. Since its inception, Clean Cities has saved more than 7.5 billion gallons of petroleum. In doing so, the program has been a catalyst for transportation projects that advance U.S. energy independence, transform local markets, support regional economic development, and reduce harmful vehicle emissions.

Goal and Strategies

Clean Cities is on track to meet its goal of saving 2.5 billion gallons of petroleum per year by 2020. To achieve this goal, Clean Cities employs three strategies:

- Replace petroleum with alternative and renewable fuels, including biodiesel, E85, electricity, hydrogen, natural gas, and propane
- Reduce petroleum consumption through technologies and strategies that improve fuel efficiency
- Eliminate petroleum use through idle reduction and other fuel-saving technologies and practices.

Adams 12 School District in Colorado has successfully implemented a propane project adding 12 propane buses to their fleet. So far the buses have had low maintenance costs and above average reliability, and are a favorite among district school bus drivers.
Photo by Dennis Schroeder, NREL 31322

Clean Cities at Work

Clean Cities' efforts support reduced dependence on petroleum at the local, state, and national levels. Clean Cities' activities include:

- Building partnerships with local coalitions of public- and private-sector transportation stakeholders
- Developing unbiased and objective information about alternative fuels, advanced vehicles, and other strategies to cut petroleum use
- Advancing interactive, data-driven online tools to help stakeholders evaluate options and achieve goals
- Collecting and sharing best practices, data, and lessons learned to inform choices and build a strong national network
- Providing technical assistance to help fleets deploy alternative fuels, advanced vehicles, and idle-reduction measures
- Working with industry partners and fleets to identify and address technology barriers
- Empowering local decision makers to successfully implement the best petroleum reduction strategy for their circumstance
- Seeding local alternative fuels markets through projects that deploy vehicles and fueling infrastructure.

Clean Cities Cumulative Petroleum Savings

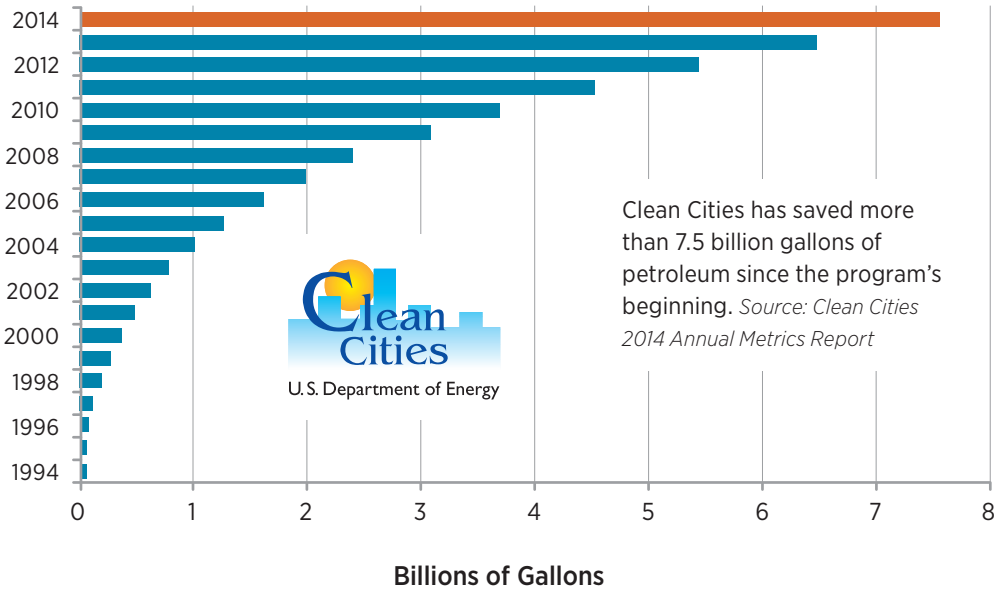

Clean Cities has saved more than 7.5 billion gallons of petroleum since the program's beginning. *Source: Clean Cities 2014 Annual Metrics Report*

Geographical Coverage of Clean Cities Coalitions

A National Network of Local Coalitions

Nearly 100 local coalitions serve as the foundation of the Clean Cities program by working to cut petroleum use in communities across the country. Clean Cities coalitions are comprised of businesses, fuel providers, vehicle fleets, state and local government agencies, and community organizations. These stakeholders share information and resources, inform public policy, educate the public, and collaborate on transportation projects. Nationwide, nearly 15,000 stakeholders participate in Clean Cities coalitions, and through their collective efforts they are transforming local and regional transportation markets.

Each coalition is led by an on-the-ground Clean Cities coordinator, who tailors projects and activities to capitalize on the unique opportunities in their region. Stakeholders in Clean Cities coalitions gain access to a wide array of resources, including networking opportunities with fleets and industry partners, workshops, individualized assistance, information resources, funding opportunities, and outreach support. They may also receive public recognition for their efforts to cut petroleum use. To help meet program goals, each coalition has an annual goal to increase its total petroleum savings by 15% over the previous year.

Clean Cities coalitions host events for stakeholders to share information, work with fleets to determine the best fuel/technology options, and collaborate on projects that cut petroleum use. *Photos (left to right): from Clean Fuels Ohio, NREL 27655; from H&S Bakery, NREL 33057; from Peter Weed/Metropolitan Sewage, NREL 33395*

Transforming Transportation Since 1993

Clean Cities strives to reduce U.S. dependence on petroleum. The program's successes include the following:

- Saved more than 7.5 billion gallons of petroleum
- Placed nearly 500,000 AFVs on the road
- Averted more than 6.8 million tons of greenhouse gas emissions in 2014 alone
- Grew from six Clean Cities coalitions in 1993 to nearly 100 today, covering about 80% of the U.S. population
- Convened nearly 15,000 public and private stakeholders as members in local Clean Cities coalitions.

Clean Cities' Accomplishments

Clean Cities has helped deploy hundreds of thousands of alternative fuel vehicles (AFVs) and fueling stations that serve a growing market. The program has also aided in the elimination of millions of hours of vehicle idling and helped accelerate the entry of new transportation technologies into the marketplace.

Increasing Access to Alternative Fuels

Over the years, Clean Cities has provided matching funds and leveraged resources to help communities lay the foundation for alternative fuels and vehicles. The results of those projects have enabled communities to achieve more widespread adoption of AFVs, alternative fuels, and petroleum reduction practices.

DOE projects funded by the American Recovery and Reinvestment Act of 2009 (ARRA) seeded local alternative fuel markets by deploying large numbers of AFVs and establishing new fueling infrastructure across the country. The success of these projects has significantly increased the availability of alternative fuels and enabled a growing number of fleets to choose AFVs. With this increased market penetration, many fleets are now making additional investments or purchasing AFVs for the first time. Clean Cities projects have also helped establish natural gas corridors along heavily traveled routes in California, Utah, and New York; networks of propane fueling stations in many cities; and E85 fueling stations along several corridors such as the I-75 route from Sault Ste. Marie, Michigan, to Miami, Florida.

Partnering With Private Sector Leaders

Clean Cities launched the National Clean Fleets Partnership to help private-sector leaders identify barriers and pursue solutions to cut petroleum use. Through the partnership, Clean Cities provides large private-sector fleets with resources, expertise, opportunities for peer-to-peer information exchange, and technical assistance as they evaluate and incorporate alternative fuels, advanced vehicles, and fuel-saving measures into their operations. The program has 27 partners that have deployed more than 26,000 alternative fuel and advanced technology vehicles.

Supporting Community Readiness

Clean Cities' funding opportunities have helped communities address obstacles and plan for and develop strategies to support the adoption of AFVs. The *Community Readiness and Planning for Plug-In Electric Vehicles and Charging Infrastructure* awards and the *Alternative Fuel Market Project* awards resulted in 36 projects supported with $19.6 million from DOE. Depending on local needs, awardees focused on efforts like streamlining permitting processes, revising codes, training emergency personnel, educating the public, and developing incentives. Through these awards, local public-private partnership stakeholders collaborated on plans to deploy AFVs, enhance local infrastructure, improve fleets, and build community awareness to help reduce U.S. petroleum dependency and build a clean transportation future. To further support community readiness, Clean Cities also launched the Plug-In Electric Vehicle (PEV) Readiness Scorecard (*afdc.energy.gov/pev-readiness*). The scorecard helps communities assess their readiness for the arrival of PEVs and electric vehicle supply equipment.

Photos (left to right): from City of Chicago, NREL 29548; from Republic Services, NREL 25212; from Denver Metro Clean Cities, NREL 27243

Clean Cities 2014 Petroleum Savings by Technology Type

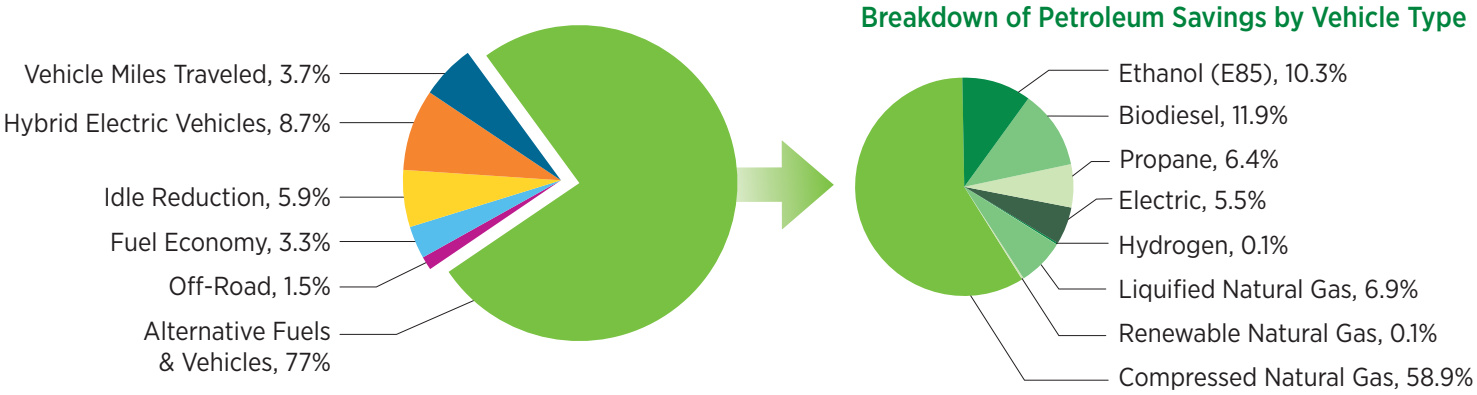

The majority of Clean Cities' petroleum savings come from the deployment of AFVs that run on natural gas, E85, biodiesel, propane, or electricity. *Source: Clean Cities 2014 Annual Metrics Report*

Online Resources

In addition to your local coalition, the Clean Cities program provides a comprehensive collection of information for fleets, businesses, and the general public. Take advantage of the following online resources to learn more about Clean Cities and the fuels and technologies it supports.

Clean Cities: Visit the Clean Cities website at *cleancities.energy.gov* to find out more about the program, its accomplishments, and your local coalition.

- **IdleBox Toolkit:** Educate and engage policymakers, fleet managers, drivers, and other decision makers about the benefits of reducing idling with print products, templates, presentations, and information resources (*cleancities.energy.gov/idlebox*).

Alternative Fuels Data Center (AFDC): The AFDC, online at *afdc.energy.gov*, provides a wealth of information and data about alternative fuels, advanced vehicles, and other petroleum-saving technologies. The site features a number of interactive tools, calculators, and mapping applications, including the following:

- **Alternative Fuel and Advanced Vehicle Search:** Find and compare light-, medium-, and heavy-duty alternative fuel vehicles, engines, and hybrid systems (*afdc.energy.gov/vehicles/search*).
- **Alternative Fuel Price Report:** Find regional fuel prices for biodiesel, CNG, E85, hydrogen, and propane, as well as gasoline and diesel (*afdc.energy.gov/fuels/prices.html*).
- **Alternative Fueling Station Locator:** Find alternative fueling stations and electric vehicle charging locations in your area by visiting the website (*afdc.energy.gov/stations*) or downloading the mobile application.
- **Laws and Incentives:** Search this database for federal and state laws and incentives pertaining to alternative fuels and vehicles, air quality, fuel efficiency, and other transportation-related topics (*afdc.energy.gov/laws*).

FuelEconomy.gov: Use the official U.S. government source for fuel economy information (*fueleconomy.gov*) to find and compare vehicles, calculate your own fuel economy, and get tips to cut fuel costs.

Alternative Fuel Life-Cycle Environmental and Economic Transportation (AFLEET) Tool: Estimate petroleum use, greenhouse gas emissions, air pollutant emissions, and cost of ownership of light-duty and heavy-duty vehicles using simple spreadsheet inputs (*greet.es.anl.gov/afleet*).

Clean Cities Technical Response Service: Let seasoned experts help find answers to your questions about alternative fuels, advanced vehicles, fuel economy, and idle reduction (*technicalresponse@icfi.com*; 800-254-6735). ■

U.S. DEPARTMENT OF ENERGY
Energy Efficiency & Renewable Energy

Clean Cities Technical Response Service
800-254-6735 • *technicalresponse@icfi.com*

To view this and other Clean Cities publications online, visit *cleancities.energy.gov/publications.*

DOE/GO-102015-4760 • January 2016

Prepared by the National Renewable Energy Laboratory (NREL), a national laboratory of the U.S. Department of Energy, Office of Energy Efficiency and Renewable Energy; NREL is operated by the Alliance for Sustainable Energy, LLC.

ENCLOSURE 11

COMPETITIVENESS REPORT

VIEW THE WHOLE REPORT (https://issuu.com/scbiz/docs/2016engenuitysc)

Regional Competitiveness in 2016

Ever wondered why certain communities grow and thrive while others wither and shrink? Economic competitiveness. Cities like Austin, Raleigh, and Boulder come to mind. These communities have outpaced most others in job growth and average income growth because they are more economically competitive. Enter the Midlands Regional Competitiveness Report, an annual benchmarking tool that scores the Columbia region against comparative regions to see how we stack up.

TALENT

A region's ability to provide a skilled workforce to meet the demands of industry in its economy. Metrics include GDP per worker, STEM degrees awarded, percentage of knowledge workers, educational attainment and percentage of global talent.

VIEW THE TALENT SECTION (https://issuu.com/scbiz/docs/2016engenuitysc/6)

TALENT INDEX, 2016



ENTREPRENEURIAL AND BUSINESS ENVIRONMENT

A region's ability to commercialize innovation and to provide an environment that supports the growth of business ventures. Indicators include proprietors' share of income, small business activity, business density and business services.

VIEW THE ENTREPRENEURSHIP SECTION (https://issuu.com/scbiz/docs/2016engenuitysc/8)

ENTREPRENEURIAL AND BUSINESS ENVIRONMENT INDEX, 2016



INNOVATIVE CAPACITY

A region's capacity to support creation of new knowledge and generate new ideas, products and processes. Metrics included in this index are number innovation awards, intellectual property creation, research and development, academic achievement and R&D funding.

VIEW THE INNOVATION SECTION (https://issuu.com/scbiz/docs/2016engenuitysc/10)

INNOVATIVE CAPACITY INDEX, 2016

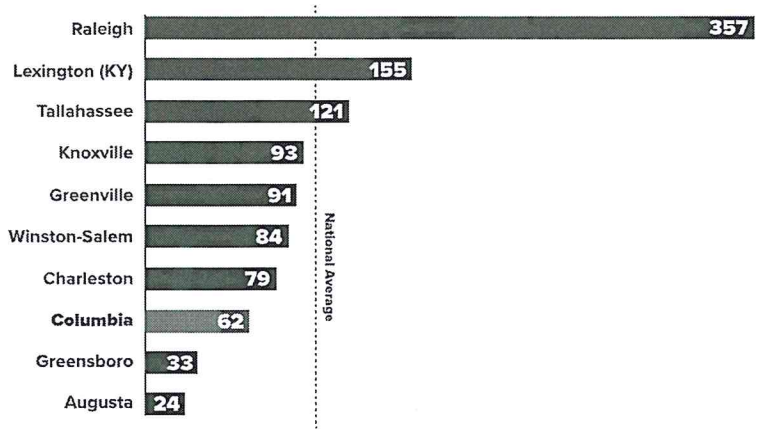

HIGH IMPACT CLUSTERS

A region's relative size, strength and density of high impact clusters and ability to grow industries that are competitive on an international scale. Indicators in this index are high impact density, employment diversity, employment per square mile, high wage employment and high impact growth.

VIEW THE HIGH IMPACT CLUSTERS SECTION (https://issuu.com/scbiz/docs/2016engenuitysc/12)

HIGH IMPACT CLUSTERS INDEX, 2016

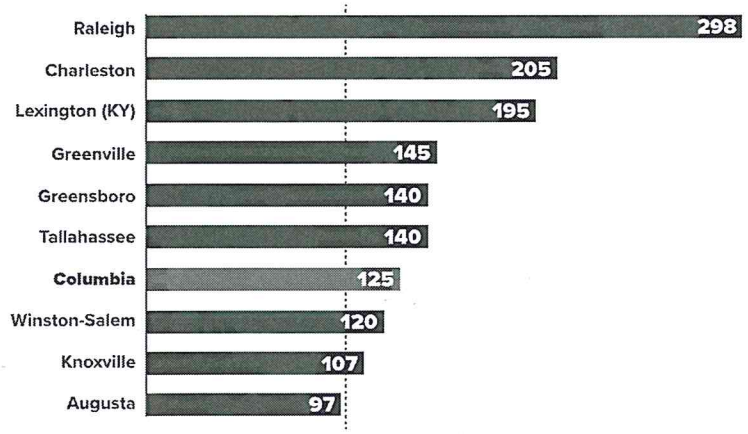

LIVABILITY

A region's ability to attract and retain talent through building a dynamic live, learn, work and play environment. Metrics include employment in arts and entertainment, healthcare access, commute time, vitality, volunteer rate, cost of living, crime and overall wellbeing.

VIEW THE LIVABILITY SECTION (https://issuu.com/scbiz/docs/2016engenuitysc/14)

LIVABILITY INDEX, 2016



VIEW THE FULL

2015 REPORT

(http://issuu.com/scbiz/docs/2015engenuitysc)

Central Midlands Council of Governments

2016 Grant Programs Update

February 23, 2016

Central Midlands Council of Governments
Grant Programs Update

Community Development Block Grants (CDBG)

Two CDBG sources for the Midlands:

1. HUD Entitlements*: Lexington, City of Columbia & Richland County*
2. State Funding *via SC Department of Commerce*

Central Midlands Council of Governments
Grant Programs Update

SCDOC Allocation Plan 2017

CDBG Allocation Plan	
Category	**Amount**
Community Development Program	$15,704,965
• *Community Infrastructure*	*$10,534,846*
• *Community Enrichment*	*$3,000,000*
• *Neighborhood Revitalization*	*$1,270,119*
• *Special Projects*	*$300,000*
• *Ready to Go*	*$600,000*
Business Development Program	$2,000,000
Regional Planning Program	$500,000
State Technical Assistance (1%)	$188,710
State Administration (2% of allocation + $100,000)	$477,421
Total Estimated 2017 CDBG Funding*	**$18,871,096**

CENTRAL MIDLANDS Council of Governments

Central Midlands Council of Governments
Grant Programs Update

Upcoming CDBG Deadlines

- **March 15, 2017**
  - Application requests are due for the State CDBG Program *Community Infrastructure.*
  - Applications are due April 14, 2017
- **August 15, 2017**
  - Application requests are due for the State CDBG Programs *Community Enrichment & Special Projects Program*.
  - Applications are due Sept. 15, 2017

CENTRAL MIDLANDS Council of Governments

Central Midlands Council of Governments
Grant Programs Update

Other Grant Opportunities

- **Rural Infrastructure Authority**
  - Applications due March 13th 2017
  - Approximately $12.5 Million in funding available
  - Tied to Distressed Counties & Census Tracts
  - Basic and Economic Infrastructure
  - www.ria.sc.gov

Central Midlands Council of Governments
Grant Programs Update

Other Grant Opportunities

- **EDA Funding**
  - 50% Matching Grant
  - Must have new jobs created in project.

Central Midlands Council of Governments
Grant Programs Update

We are happy to assist you with any grant program!

Cyndi Gawronski (803) 744-5349
cgawronski@cmcog.org

Eartha Burrell (803) 744-5129
eburrell@cmcog.org